

Scaled data based on original data using
LM-79-08 Approved Method: Electrical and Photometric Measurements of Solid-
State Lighting Products

Test Report Prepared for
Cooper Lighting Solutions
(formerly Eaton)

Brand: McGRAW-EDISON

Report Number: P593998

Luminaire Tested: **ISC-PA1A-760-U-T3**

Issue Date: 3/22/2022

Test Information

Test Method: LM-79-08
Report Number: P593998
TEST IS SCALED FROM IESNA LM-79-08 TEST DATA (G1-2201-510-10)
Test Lab: INNOVATION CENTER
Issue Date: 3/22/2022
Manufacturer: COOPER LIGHTING SOLUTIONS (FORMERLY EATON)
Product Line: McGRAW-EDISON
Catalog Number: ISC-PA1A-760-U-T3
Description: IMPACT ELITE LED CYLINDER LUMINAIRE
(1) 70 CRI, 5700K, 350mA LIGHT ENGINE WITH 24 LEDS AND TYPE III OPTICS
Light Source: -
Ballast/Driver: ELECTRONIC DRIVER

Summary

Lumens per Lamp: N/A
Luminaire Lumens: 4193 lumens
Efficiency: N/A
Efficacy: 145.1 lumens/watt
Luminous Opening: Rectangular (W 0.75' x L: 0.5' x H: 0')
IES Classification: Type IV - Medium
BUG Rating: B1 - U0 - G2

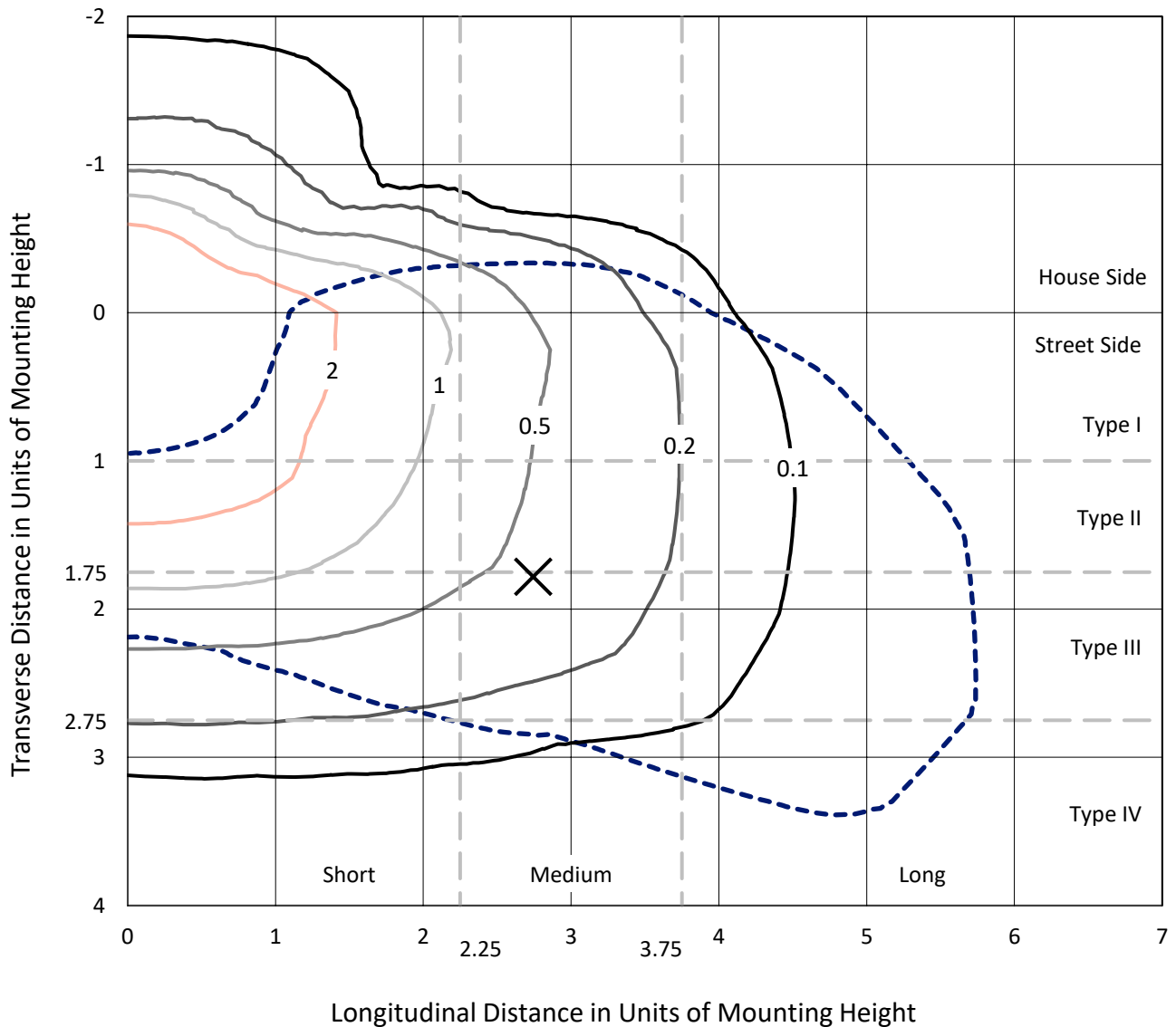
Input Watts (W): 28.9
Input Voltage (V): NR
Input Current (Ain): NR
Voltage Rise (V): NR
Power Factor: NR
Total Harmonic Distortion (THDi): NR
Frequency (hertz): 60
Stabilization Time: NR
Operation Time: NR
Ambient Temperature (°C): NR
Test Distance: 28.75 FT



REPORT NUMBER: P593998
 CATALOG NUMBER: ISC-PA1A-760-U-T3

Iso-Footcandle Lines of Horizontal Illumination

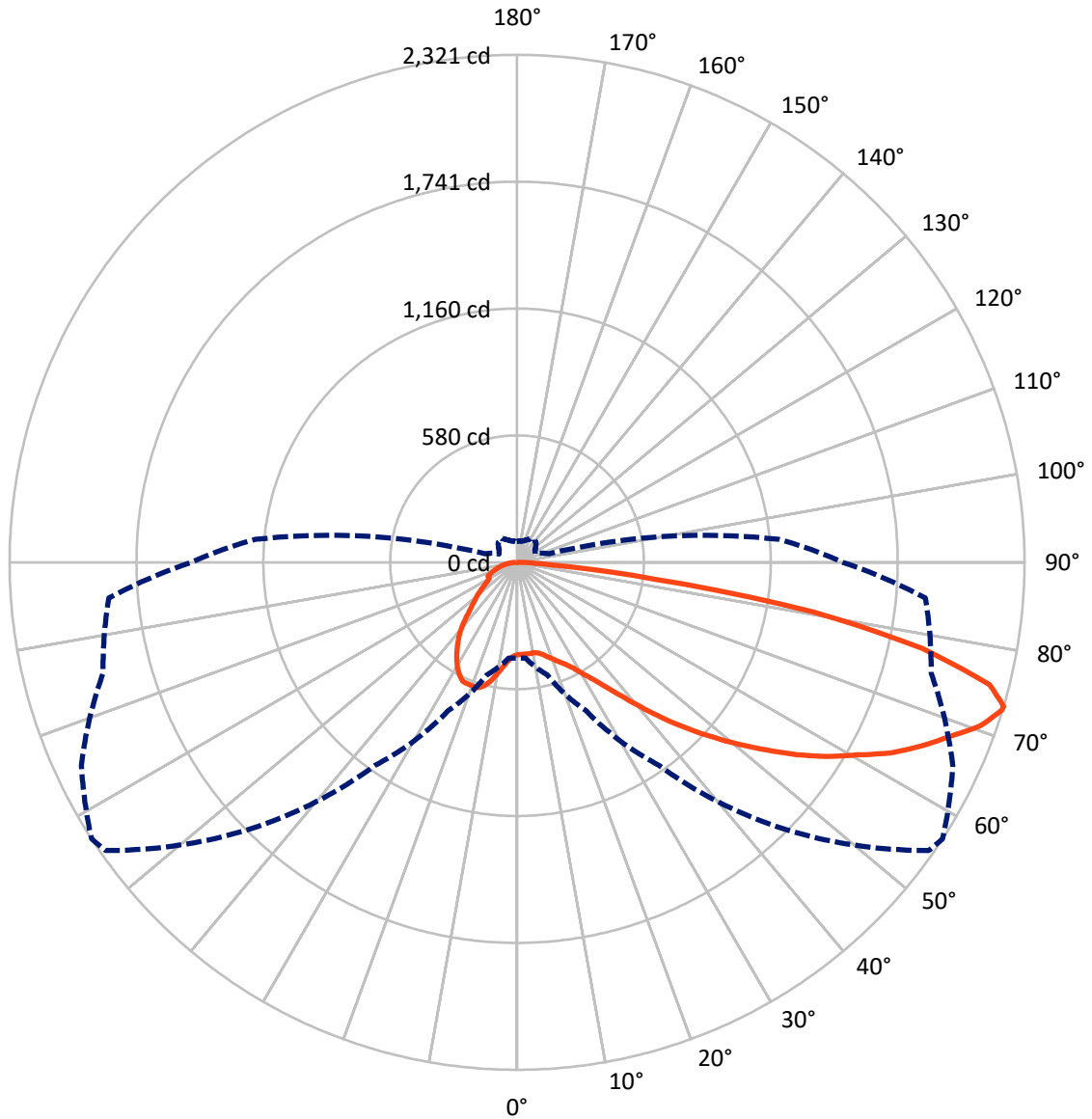
× Max cd
 - - - 1/2 Max cd



Based on 12 foot mounting height. Maximum calculated value = 3.6 fc
 Type IV - Medium - N/A

REPORT NUMBER: P593998
CATALOG NUMBER: ISC-PA1A-760-U-T3

Luminous Intensity Polar Plot



— Vertical Plane Through 57-Deg Lateral - - - Horizontal Cone Through 73-Deg Vertical

REPORT NUMBER: P593998
 CATALOG NUMBER: ISC-PA1A-760-U-T3

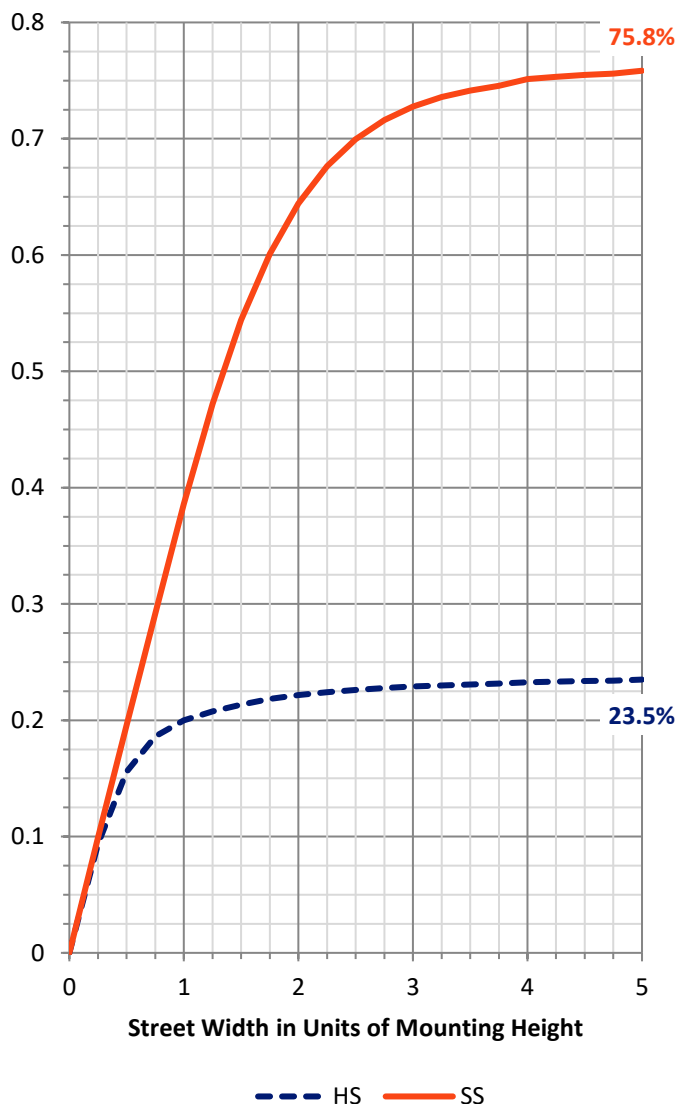
FLUX DISTRIBUTION:

		Downward	Upward	Total
House Side	Lumens	1000.3	0.0	1000.3
	% Fixture	23.9	0.0	23.9
Street Side	Lumens	3192.7	0.0	3192.7
	% Fixture	76.1	0.0	76.1
Total	Lumens	4193.0	0.0	4193.0
	% Fixture	100.0	0.0	100.0

ZONAL LUMENS:

Zone	Lumens	% Fixture
0°-10°	42.2	1.0
10°-20°	138.7	3.3
20°-30°	256.1	6.1
30°-40°	395.4	9.4
40°-50°	595.2	14.2
50°-60°	871.1	20.8
60°-70°	1028.7	24.5
70°-80°	736.5	17.6
80°-90°	129.1	3.1
90°-100°	0.0	0.0
100°-110°	0.0	0.0
110°-120°	0.0	0.0
120°-130°	0.0	0.0
130°-140°	0.0	0.0
140°-150°	0.0	0.0
150°-160°	0.0	0.0
160°-170°	0.0	0.0
170°-180°	0.0	0.0
0°-90°	4193.0	100.0
0°-180°	4193.0	100.0

Coefficient of Utilization

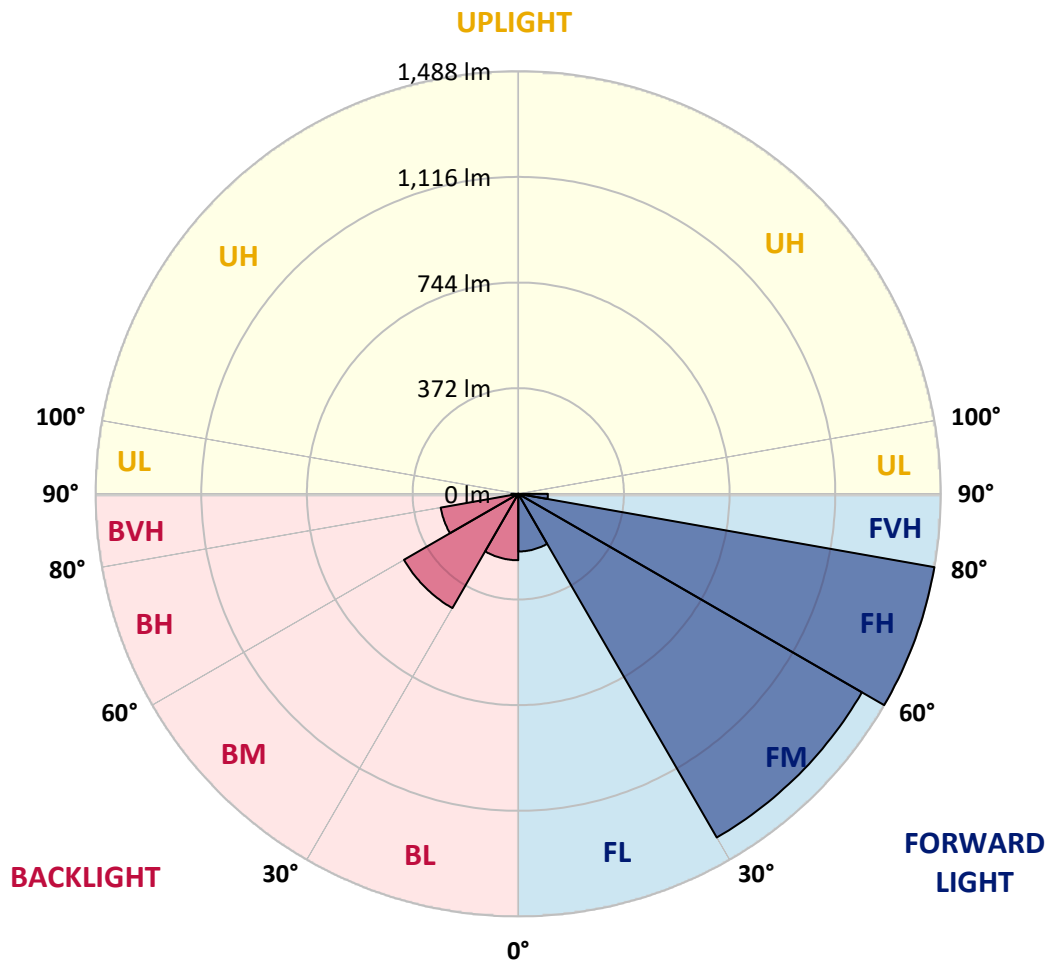


REPORT NUMBER: P593998
 CATALOG NUMBER: ISC-PA1A-760-U-T3

LUMINAIRE CLASSIFICATION SYSTEM LUMEN TABLE AND BUG RATING:

Zone	Lumens	% Fixture	Zone Rating/Lumen Limit		
			B	U	G
FL (0°-30°)	203.2	4.8			
FM (30°-60°)	1397.2	33.3			
FH (60°-80°)	1487.9	35.5			G1/1800
FVH (80°-90°)	104.4	2.5			G2/225
BL (0°-30°)	233.8	5.6	B1/500		
BM (30°-60°)	464.5	11.1	B1/1000		
BH (60°-80°)	277.4	6.6	B1/500		G1/500
BVH (80°-90°)	24.6	0.6			G1/100
UL (90°-100°)	0.0	0.0		U0/0	
UH (100°-180°)	0.0	0.0		U0/0	

BUG Rating: B1-U0-G2
 Type IV Medium





REPORT NUMBER: P593998
 CATALOG NUMBER: ISC-PA1A-760-U-T3

CANDELA DISTRIBUTION (FULL):

	0°	5°	15°	25°	35°	45°	55°	57°	65°	75°	85°
0°	422.4	422.4	422.4	422.4	422.4	422.4	422.4	422.4	422.4	422.4	422.4
2.5°	417.3	419.4	418.3	419.4	422.4	420.4	420.4	421.4	422.4	421.4	423.5
5°	399.8	400.9	402.9	407.0	414.2	416.3	421.4	421.4	423.5	425.5	428.6
7.5°	371.1	373.1	377.2	381.3	393.7	406.0	419.4	421.4	428.6	433.8	435.8
10°	365.9	368.0	369.0	375.2	387.5	399.8	416.3	420.4	433.8	442.0	451.2
12.5°	360.8	362.8	365.9	374.1	389.6	402.9	420.4	424.5	440.9	457.4	468.7
15°	364.9	365.9	369.0	377.2	392.6	411.1	433.8	436.8	455.3	475.9	493.4
17.5°	375.2	376.2	375.2	382.4	396.8	418.3	449.2	454.3	476.9	497.5	515.0
20°	398.8	399.8	395.7	395.7	406.0	427.6	465.6	472.8	500.6	523.2	540.6
22.5°	450.2	448.1	437.9	424.5	424.5	442.0	484.1	494.4	529.3	547.8	563.3
25°	523.2	523.2	506.7	482.1	465.6	463.6	505.7	517.0	558.1	580.7	590.0
27.5°	611.6	612.6	585.9	553.0	521.1	505.7	536.5	547.8	594.1	617.7	620.8
30°	689.7	690.7	664.0	633.2	594.1	560.2	577.7	590.0	643.4	661.9	651.7
32.5°	767.8	768.8	750.3	708.2	667.1	624.9	630.1	637.3	691.7	709.2	692.8
35°	835.6	838.7	820.2	788.4	745.2	707.2	697.9	698.9	748.3	759.6	738.0
37.5°	904.5	904.5	893.2	863.4	826.4	784.2	771.9	775.0	819.2	830.5	799.7
40°	991.9	996.0	989.8	952.8	910.7	875.7	863.4	867.5	915.8	909.6	876.8
42.5°	1097.7	1107.0	1096.7	1056.6	1011.4	972.3	972.3	972.3	1013.5	1014.5	965.2
45°	1233.4	1233.4	1223.1	1188.2	1128.6	1089.5	1076.2	1079.2	1115.2	1119.3	1061.8
47.5°	1346.5	1356.8	1345.5	1319.8	1272.5	1235.5	1193.3	1188.2	1218.0	1218.0	1168.7
50°	1438.0	1456.5	1447.2	1458.5	1424.6	1406.1	1319.8	1305.4	1315.6	1325.9	1271.5
52.5°	1514.0	1528.4	1525.3	1558.2	1574.7	1584.9	1448.2	1425.6	1433.9	1432.8	1383.5
55°	1519.2	1524.3	1570.6	1644.6	1709.3	1757.6	1577.8	1553.1	1544.9	1540.7	1502.7
57.5°	1489.4	1492.4	1584.9	1672.3	1813.1	1868.6	1700.1	1675.4	1664.1	1649.7	1634.3
60°	1417.4	1432.8	1554.1	1688.8	1874.8	1955.0	1814.2	1788.5	1780.2	1749.4	1784.3
62.5°	1325.9	1333.1	1454.4	1654.8	1883.0	1992.0	1934.4	1919.0	1893.3	1849.1	1918.0
65°	1196.4	1195.4	1302.3	1555.1	1840.9	2010.5	2036.2	2027.9	1996.1	1920.0	2037.2
67.5°	982.6	1006.3	1111.1	1378.3	1739.1	2029.0	2140.0	2129.7	2079.3	1983.8	2093.7
70°	749.3	763.7	882.9	1113.2	1536.6	1978.6	2241.7	2244.8	2153.3	1997.1	2069.1
72.5°	478.0	502.6	597.2	811.0	1230.3	1791.5	2302.4	2316.8	2194.5	1978.6	1915.9
73°	437.9	439.9	532.4	750.3	1134.7	1724.7	2298.3	2320.9	2198.6	1960.1	1873.8
75°	261.1	272.4	327.9	498.5	809.9	1385.5	2187.3	2232.5	2177.0	1877.9	1642.5
77.5°	122.3	130.5	161.4	263.1	440.9	833.6	1838.8	1892.3	1929.3	1643.5	1251.9
80°	64.8	65.8	79.1	132.6	236.4	343.3	1281.7	1370.1	1422.5	1237.5	841.8
82.5°	54.5	54.5	61.7	85.3	151.1	133.6	528.3	629.0	770.9	609.5	331.0
85°	44.2	45.2	61.7	63.7	107.9	68.9	126.4	158.3	299.1	269.3	37.0
87.5°	14.4	16.4	34.9	45.2	57.6	26.7	31.9	34.9	34.9	51.4	12.3
90°	0.0	0.0	0.0	0.0	0.0	0.0	0.0	0.0	0.0	0.0	0.0



REPORT NUMBER: P593998
 CATALOG NUMBER: ISC-PA1A-760-U-T3

CANDELA DISTRIBUTION (continued):

	90°	95°	105°	115°	125°	135°	145°	155°	165°	175°	180°
0°	422.4	422.4	422.4	422.4	422.4	422.4	422.4	422.4	422.4	422.4	422.4
2.5°	424.5	424.5	425.5	426.6	428.6	428.6	430.7	431.7	433.8	434.8	431.7
5°	428.6	430.7	432.7	438.9	446.1	452.3	458.4	463.6	468.7	471.8	470.8
7.5°	439.9	443.0	451.2	462.5	476.9	486.2	495.4	504.7	508.8	510.8	510.8
10°	455.3	461.5	476.9	495.4	511.9	526.3	533.5	539.6	541.7	543.7	541.7
12.5°	476.9	485.1	508.8	532.4	550.9	558.1	557.1	548.9	537.6	535.5	533.5
15°	504.7	515.0	541.7	569.4	583.8	574.6	550.9	542.7	540.6	546.8	544.8
17.5°	528.3	540.6	573.5	602.3	599.2	567.4	560.2	564.3	562.2	563.3	563.3
20°	550.9	568.4	603.3	622.9	596.2	575.6	569.4	564.3	558.1	560.2	558.1
22.5°	579.7	592.0	632.1	633.2	592.0	575.6	562.2	552.0	549.9	550.9	552.0
25°	602.3	621.8	656.8	626.0	592.0	559.2	540.6	538.6	539.6	545.8	543.7
27.5°	633.2	652.7	676.3	621.8	567.4	532.4	525.2	524.2	517.0	519.1	519.1
30°	661.9	685.6	686.6	621.8	536.5	509.8	499.5	481.0	465.6	468.7	467.7
32.5°	701.0	721.6	688.7	597.2	501.6	480.0	452.3	423.5	416.3	420.4	421.4
35°	746.2	762.7	690.7	556.1	466.6	437.9	387.5	371.1	370.0	373.1	376.2
37.5°	805.8	815.1	706.1	508.8	432.7	372.1	333.0	328.9	319.7	313.5	314.5
40°	878.8	867.5	735.9	466.6	392.6	312.5	296.0	284.7	267.2	249.8	252.9
42.5°	960.0	928.1	745.2	432.7	338.2	275.5	260.0	242.6	221.0	202.5	201.5
45°	1047.4	996.0	737.0	406.0	283.7	247.7	231.3	210.7	185.0	169.6	169.6
47.5°	1151.2	1060.7	711.3	384.4	245.7	223.0	202.5	181.9	164.5	150.1	150.1
50°	1265.3	1135.8	692.8	346.4	218.9	199.4	178.8	162.4	149.0	137.7	137.7
52.5°	1385.5	1206.7	677.4	290.9	195.3	177.8	163.4	150.1	138.8	124.4	122.3
55°	1507.9	1274.5	684.5	237.4	173.7	162.4	153.1	139.8	135.7	132.6	130.5
57.5°	1635.3	1348.5	702.0	194.3	155.2	154.2	150.1	159.3	168.6	162.4	159.3
60°	1735.0	1406.1	704.1	163.4	143.9	162.4	183.0	186.0	161.4	147.0	146.0
62.5°	1814.2	1460.6	655.8	141.8	147.0	191.2	195.3	164.5	139.8	133.6	133.6
65°	1855.3	1480.1	527.3	129.5	153.1	183.0	176.8	148.0	130.5	129.5	129.5
67.5°	1834.7	1464.7	369.0	116.1	135.7	158.3	158.3	135.7	120.3	125.4	123.3
70°	1736.0	1388.6	243.6	104.8	119.2	142.9	147.0	126.4	112.0	115.1	112.0
72.5°	1530.5	1252.9	160.3	92.5	102.8	126.4	136.7	116.1	102.8	101.8	98.7
73°	1490.4	1201.6	151.1	90.5	99.7	122.3	133.6	114.1	100.7	97.6	95.6
75°	1264.3	1002.2	114.1	81.2	88.4	110.0	124.4	106.9	92.5	88.4	86.3
77.5°	921.0	694.8	85.3	68.9	74.0	95.6	110.0	97.6	82.2	77.1	76.1
80°	574.6	378.2	63.7	55.5	58.6	80.2	96.6	87.4	70.9	64.8	63.7
82.5°	225.1	123.3	44.2	41.1	43.2	60.6	81.2	76.1	59.6	54.5	51.4
85°	37.0	42.1	28.8	27.8	27.8	43.2	61.7	58.6	40.1	34.9	30.8
87.5°	10.3	19.5	11.3	10.3	10.3	18.5	33.9	26.7	16.4	13.4	12.3
90°	0.0	0.0	0.0	0.0	0.0	0.0	0.0	0.0	0.0	0.0	0.0

(END OF REPORT)